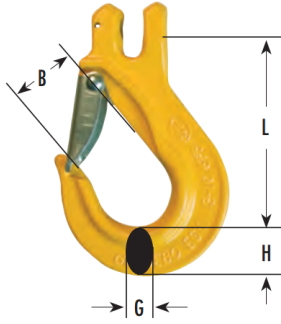


SLING HOOKS - EGKN WITH LATCH (CLEVIS TYPE)



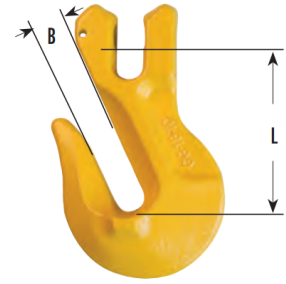
MODEL	CHAIN SIZE IN	GRADE	WORKING LOAD LIMIT *(LBS)	DIMENSIONS (INCHES)				WEIGHT EACH (LBS)
				L	B	G	H	
EGKN-7-10	9/32	100	4,300	3.7	1.1	0.67	0.87	1.1
EGKN-8-10	5/16	100	5,700	3.7	1.1	0.67	0.87	1.1
EGKN-10-10	3/8	100	8,800	4.8	1.4	0.91	1.2	2.2
EGKN-13-10	1/2	100	15,000	5.7	1.7	1.1	1.5	5.1
EGKN-16-10	5/8	100	22,600	6.7	2.0	1.4	1.8	8.4
EGKN-20-10	3/4	100	35,300	8.2	2.4	1.7	2.4	16.8

* Design Factor 4:1 Proof tested and certified.
EGKN hook replaces GKN sling hook.

CLEVIS GRAB HOOKS - GG (CRADLE TYPE)

MODEL	CHAIN SIZE IN	GRADE	WORKING LOAD LIMIT *(LBS)	DIMENSIONS (INCHES)		WEIGHT EACH (LBS)
				L	B	
GG-7-10	9/32	100	4,300	2.2	0.39	0.66
GG-8-10	5/16	100	5,700	2.2	0.41	0.88
GG-10-10	3/8	100	8,800	3.3	0.47	2.0
GG-13-10	1/2	100	15,000	3.8	0.63	4.0
GG-16-10	5/8	100	22,600	4.9	0.79	6.8
GG-20-10	3/4	100	35,300	5.8	1.0	15.4

* Design Factor 4:1 Proof tested and certified.

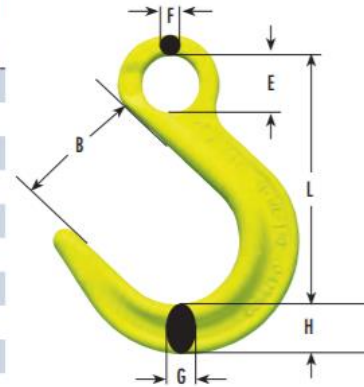


FOUNDRY HOOKS - OKE (EYE TYPE)

Stock No.	Model	Chain Size In.	Grade	Working Load Limit *(Lbs)	Dimensions (Inches)							Weight Each (Lbs.)
					L	B	E	F	G	H		
589725	OKE-7/8-10	9/32"	100	4,300	4.8	2.5	1.1	0.45	0.79	1.0	1.5	
589725	OKE-7/8-10	5/16"	100	5,700	4.8	2.5	1.1	0.45	0.79	1.0	1.5	
589727	OKE-10-10	3/8"	100	8,800	5.9	3.0	1.3	0.59	1.0	1.1	2.9	
589728	OKE-13-10	1/2"	100	15,000	7.2	3.5	1.7	0.75	1.3	1.5	6.2	
589729	OKE-16-10	5/8"	100	22,600	8.5	4.0	2.2	0.91	1.6	1.8	10.8	
589731	OKE-20-10	3/4"	100	35,300	9.7	4.5	2.4	1.1	1.8	2.4	15.9	
589732	OKE-22-10	7/8"	100	42,700	10.8	4.7	2.5	1.2	2.4	2.8	24.9	
589733	OKE-26-10	1"	100	59,700	11.8	4.4	2.8	1.38	2.5	3.0	35.3	
545467**	OKE-32-8	1 1/4"	80	72,300	15.1	5.7	3.5	1.7	3.0	3.7	67.0	

* Design Factor 4:1 Proof tested and certified.

** Available only in the traditional Classic yellow color



SELF-LOCKING HOOKS - GBK WITH GRIP LATCH (CLEVIS TYPE)

MODEL	CHAIN		WORKING LOAD LIMIT *(LBS)	DIMENSIONS (INCHES)				WEIGHT EACH (LBS)
	SIZE IN	GRADE		L	B	G	H	
GBK-7-10	9/32	100	4,300	4.7	1.5	0.79	0.87	1.8
GBK-8-10	5/16	100	5,700	4.7	1.5	0.79	0.87	1.8
GBK-10-10	3/8	100	8,800	5.9	1.9	0.83	1.2	3.1
GBK-13-10	1/2	100	15,000	6.8	2.1	1.2	1.5	6.0
GBK-16-10	5/8	100	22,600	8.1	2.4	1.5	1.9	9.7

* Design Factor 4:1 Proof tested and certified.

